



KDM[®]
PREMIUM MOBILE ACCESSORIES



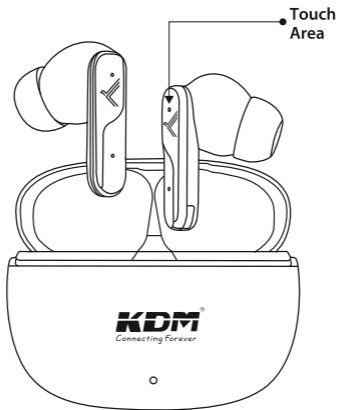
KDM-Z1
HEARTPODS
WIRELESS EARPHONE

SPECIFICATIONS

Product Code	:	KDM-Z1
Wireless Version	:	V6.0
Transmission Distance	:	12m
Standby Time	:	Up To 2500 Hours
Charging Port	:	Type-C
Battery Capacity	:	250mAh
Music Time	:	Up To 7 Hours*
Talking Time	:	Up To 8 Hours*
Charging Time	:	80 Minutes

**At 40% to 60% volume*

STRUCTURE



WIRELESS PAIRING

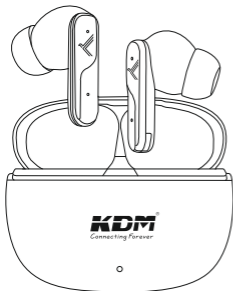
- Take the earbuds out of the case, they will automatically enter wireless pairing mode.
- Go to the wireless settings of your device and search for **"KDM-Z1 HEARTPODS"**, tap on it, once connected will hear a prompt sound.
- When the earbuds are used again, they automatically connect to your last paired device.

NOTE:
Automatic shutdown
when not connected for 5 minutes.



FUNCTIONALITY

ON



Power On: Take the earbuds out of the charging case or long-press right /left earbud's touch area.

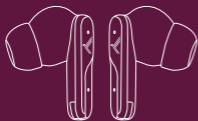
OFF



Power Off: Put the earbuds back into the charging case or long press left/right earbud's area for 5S

- Single Tap
- Double Tap
- Triple Tap
- Long Press

L or R



- ▶ **Play / || Pause**
- 📞 **Answer / 📞 Hang Up**
- 📞 **Reject Incoming Call**
- 3S 🗣️ **Voice Assistant**

R



- ▶▶ **Next Song**
- 🔊- **Volume Down**

L



- ◀◀ **Previous Song**
- 🔊+ **Volume Up**

Earbuds Charging

When you put the earbuds into the charging bin, the white light will turn on. After the earbuds are fully charged, the white light will turn off

Charging In The Charging Compartment

While charging in the charging compartment, the white light stays on. It turns off about 10 seconds after the headset is fully charged.

Earbuds Low Battery Prompt

Battery is less than 10% red light breathing flashes at one-minute intervals, with a beep tone.

Restore Factory Settings

When the earbuds are powered on and not connected to the device, the earbuds can be restored to factory setting with three taps. One or both ears can be operated.

IMPORTANT TIPS

- Do not use this product under high temperature, humidity, cold, dust, electromagnetic radiation, and lightning conditions.
- Always use genuine KDM accessories for charging to ensure safety, better performance, and longer device life.
- Charging time should not exceed the given hours.
- Recharge at least once every 30 days to preserve battery lifespan.
- Do not exceed 60 decibels to avoid hearing damage when using for a long time.
- After the end of its life, the product can be sent to a professional recycling agency, do not discard it at will, so as not to pollute the environment.



with

KDM[®]
PREMIUM MOBILE ACCESSORIES



Scan QR Code
To Join The KDM Klub.

www.kdmindia.in